



District Report Card: 2017


State: Telangana	District: YADADRI
Class: 8	Subject: Language
Schools: 51	Students: 1105


Participation/Coverage


Students

GENDER 	Boys		Girls	
	Number	%	Number	%
	493	44.62	612	55.38

AREA 	Rural		Urban	
	Number	%	Number	%
	984	89.05	121	10.95

CATEGORY 	SC		ST		OBC		GEN	
	Number	%	Number	%	Number	%	Number	%
	358	32.40	154	13.94	577	52.22	16	1.45

CWSN 	LD	VI	HI	S&LD	ID	Oth
	0	0	0	0	0	3

MANAGEMENT 	Government		Government-aided	
	Number	%	Number	%
	1105	100.00	0	0.00

Average Performance of Students in Language (%)

Overall	Gender		Area		Management		Social Group			
	Male	Female	Rural	Urban	Govt.	Aided	SC	ST	OBC	GEN
48.10	47.80	48.33	47.46	53.28	48.10	0.00	49.52	42.38	48.65	51.25

Performance on Learning Outcomes (LOs)

Learning Outcomes	Description	Average Performance(%)
L813	Read textual/non-textual materials with comprehension and identifies the details, characters, main idea and sequence of ideas and events while reading	48.10

Range of Performance of Students who Answered Correctly							
Below 30%		30% - 50%		50% - 75%		Above 75%	
Number	%	Number	%	Number	%	Number	%
243	21.99	358	32.40	374	33.85	130	11.76

Lowest Performing Learning Outcomes (LOs)

1 - Read textual/non-textual materials with comprehension and identifies the details, characters, main idea and sequence of ideas and events while reading (48.10)